Hall 8.1 – Column Regulations

C8102

You are receiving this pack as you have a venue pillar within your stand space at iGB Affiliate 2027.

There are certain considerations and technical regulations that need to be adhered to when designing your stand to factor in the column.

There are 3 types of pillars within this hall, each with their own set of regulations. You have column C8102 on your stand.

Please feel free to reach out to our iGB Customer Success Team should you have any questions or need further support.

Thanks!

INSTRUCTIONS

Please check the floorplans to locate each column type name.

Columns are named as

C X YY

column — hall number — column type

Technical constraints

No construction elements can be supported by or onto walls, columns or other fixed elements of the halls, and adequate protection must be used or a safe distance must be maintained between the construction materials and the hall walls. In no case should the stability of any object, assembly or structure be conditioned to the infrastructure of Fira de Barcelona. All elements must be self-supporting and self-standing.

Hall columns inside the stand can be cladded without damaging them and in accordance with the permitted height regulations, taking into account the fact that, in the case of connection boxes, these boxes can always be registered. Vinyl columns can only be installed by official Fira suppliers. This service can be contracted through the sales department of Fira Barcelona (www.servifira.com)

In the case of cladding or decorating columns with fire equipment, extinguishers, fire alarm call points, signage or any other informational element of the venue, they must always be visible and accessible. They cannot be manipulated nor broken down.

Cladding policy



A vinyl can reach up to the upper fire signage



The cladding cannot cover the upper signage

Some of the fire equipment in Halls 3, 4 and 6 include fixed switchboards. These columns are marked with the letter* b *after the type name. The swicthboards can be cladded but need to remain accessible during build up and dismantling to other exhibitors.

HALL 8.1
Floorplan

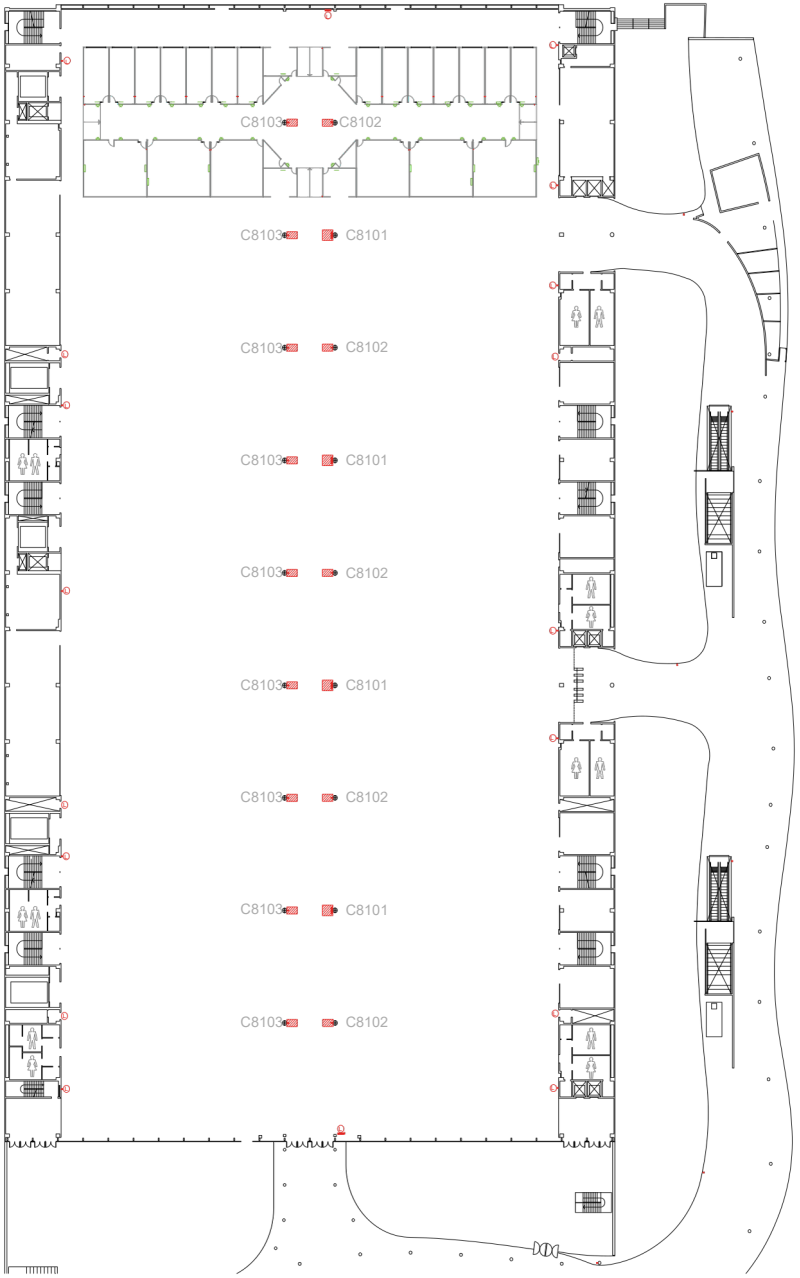

Column details - Gran Via
Hall 8.1
Column type C8102

Floorplan & Dimensions

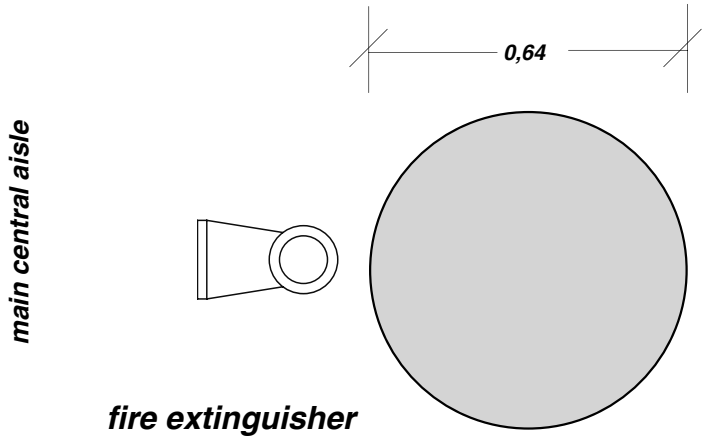

Picture